


TOLON

Laundry Solutions
in the Line of Orange



This is not an image brochure.

This is our way of bringing
our products and values to you.



WASH.



DRY.



FINISH.



SUPPORT.



This is not ...



... a sneaker.



... a waffle lolly.



... a wheel.



... a bench.

This is our way of saying: These are our values.

Hello,

Our journey that started in 1937 when my grandfather Kamil Tolon manufactured the first domestic washing machine, and has been going on for 3 generations ever since with excitement and enthusiasm.

We have been carrying this journey further on with automatic industrial washing machines, dryers, industrial ironers, towel and sheet folding machines.

We work hard everyday to improve our products with a persistent faith in research and development. The most important aspect of our business is to design products that are beyond the needs and requirements of our customers. All the positive feedback we receive from them motivates us in our search for the better and the best.

In 2015 we launched our next generation product line, on which we have been focusing for perfection for some time, to its deserved place first in Europe, then in the whole world. We worked very hard to reach our goal, focused on discipline and training, but above all we had faith.

And now we are proud to have our products meet the European and world standards.

We look forward to adding new milestones to our journey of firsts and successes.

We are ready!



Ömer Tolon

1937

Tolon Makine
founded

1950

Production of first
domestic washing
machines

1969

First production of
industrial washer-extractors,
dryers and ironers

1986

First production of
flatwork ironers

1993

New 10.000sqm
production facility

2006

Production of
first folding
machines

2010

Distributor for
Jensen in Turkey

2014

Conventional Machine
Supplier for Jensen

2015

Tolon Europe
Belgium Office

WASHER EXTRACTORS



TWE10-15

COMPACT AND EFFICIENT!

Working on laundry machines for more than 5 decades, Tolon has developed a strong focus on the needs of the industry. With its experienced engineering and R&D teams, Tolon has been developing products that come with maximized profits as a standard feature.

Time and space limitations are the main problems of contemporary fast moving service operations. Businesses that want to launch industrial laundry systems desire to achieve maximum efficiency in minimum space.

Focusing on this, Tolon has made high performance in tight spaces possible.

The TWE10-15-20 and TWE40 models are built with the most compact dimensions possible so that adjacent placement of machines provide businesses with limited space the ability to work with maximum capacity.



COMPACT

Maximum efficiency in tight spaces thanks to compact dimensions and zero-space adjacent placement.



HIGH TECH

Fast and easy setup and copying of washing and chemical programs through the USB ports on the machines.



SMART

Instant overview of machine status with the smart indicator light.



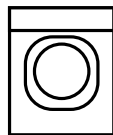
USER FRIENDLY

Large frontal soap dispenser for easy use and maintenance and choice of powder or liquid in each of the 5 or 6 compartments.



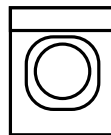
PRACTICAL

Easy loading and unloading with the wide-swing large loading door and the conical drum face.



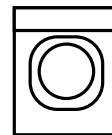
SPECIFICATIONS

- Electric, steam or boiler fed heating
- Programmable automatic control
- 40-45 min. cycle



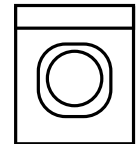
TWE10

- 10 kg. dry load (15 kg/h)
- 101 lt. capacity
- 1,5 kW engine
- 12 kW resistance
- 882x825x1450 mm
- 350 kg weight
- 407 G



TWE15

- 15 kg. dry load (23 kg/h)
- 154 lt. capacity
- 2,2 kW engine
- 12 kW resistance
- 882x995x1450 mm
- 400 kg weight
- 407 G



TWE20

- 20 kg. dry load (30 kg/h)
- 204 lt. capacity
- 3 kW engine
- 18 kW resistance
- 976x1174x1465 mm
- 420 kg weight
- 360 G

TWE40

- 40 kg. dry load (60 kg/h)
- 385 lt. capacity
- 5,5 kW engine
- 24 kW resistance
- 1179x1427x1509 mm
- 900 kg weight
- 366 G



This is not a sneaker.

This is our way of saying:
Always a step ahead.

WASHER EXTRACTORS



TWE60

7/24 UNINTERRUPTED OPERATION

Businesses require bigger machines for maximum efficiency. The TWE60 and TWE110 models with 60 and 110 kg dry load capacity are developed to meet this need.

The TWE60 and TWE110 models operate smoothly all day, satisfying intense operational requirements of busy laundries, contributing to the efficiency of the operations.

Manufactured with the latest technology to tolerate intense workload, the TWE60 and TWE110 models come with a lifetime warranty against fracturing in the drum shaft. Modular and interchangeable components of the system can easily be maintained and replaced in the field.



RELIABLE

A high precision drum shaft with a lifetime warranty against fracturing.



HIGH TECH

Fast and easy setup of washing and chemical programs through the USB ports on the machines.



SMART

Instant overview of machine status with the smart indicator light.



USER FRIENDLY

Large frontal soap dispenser for easy use and maintenance and choice of powder or liquid in each of the 5 or 6 compartments.

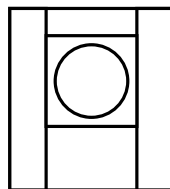


PRACTICAL

Easy loading and unloading with the wide-swing large loading door and the conical drum face.

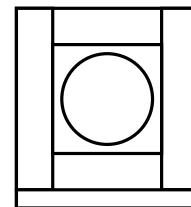
SPECIFICATIONS

- 360g extraction force
- Programmable automatic control
- 40-45 min. cycle



TWE60

- 60 kg. dry load (90 kg/h)
- 579 lt. capacity
- 11 kW engine
- 42 kW resistance
- Electric or steam heating
- 1636x1432 x 1911 mm
- 1850 kg weight



TWE110

- 110 kg. dry load (165 kg/h)
- 1101 lt. capacity
- 22 kW engine
- Steam heating
- Optional forward tilting
- 1990x1995 x 2275 mm
- 4170 kg weight



This is not a waffle lolly.

This is our way of saying:
We are passionate
about our business.

DRYERS



TD40

SMART SOLUTIONS FOR LARGE ENTERPRISES

One of the main problems of larger enterprises is the placement of large machines and achieving efficiency in minimum work space. Tolon designed a sliding door for its dryers to solve this problem and enable an easier use in tight spaces.

Thanks to the sliding doors, the space needed by swing doors when open is saved, thus the unloading of laundry is easier. Besides, with smart maintenance access design, the space needed between adjacent dryers is eliminated.



MINIMUM SPACE

More adjacent dryers can be used as the space needed by the swing door is eliminated.



ERGONOMIC

Easy to remove lint formed during the process with the wide, easy to access air filters.



SMART

Instant overview of machine status with the smart indicator light.



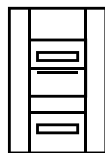
FAST

Fast unloading and easy use in tight spaces with sliding doors.



PRACTICAL

More heat transferred to the drying air with the specially designed large transfer surface and steam coils.

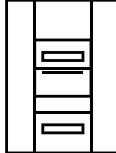


SPECIFICATIONS

- Cooldown
- Electric, steam or gas heating system
- Standard reversing
- Stainless steel drum
- Inverter drive

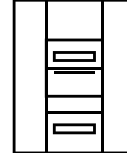
TD20

- 20 kg. load (35 kg/h)
- 433 lt. capacity
- 0,75 kW engine
- 20 kW resistance
- 1.1 kW fan power
- 1166x1184x1906 mm
- 420 kg weight



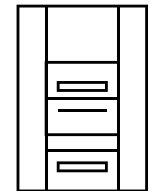
TD40

- 40 kg. load (67 kg/h)
- 846 lt. capacity
- 1,5 kW engine
- 36 kW resistance
- 3 kW fan power
- 1416x1325x2225 mm
- 585 kg weight



TD60

- 60 kg. load (100 kg/h)
- 1176 lt. capacity
- 1,5 kW engine
- 45 kW resistance
- 3 kW fan power
- 1416x1600x2225 mm
- 630 kg weight



TD110

- 110 kg. load (185 kg/h)
- 2380 lt. capacity
- 7,5 kW engine
- 5.5 kW fan power
- 1607x2741x2537 mm
- 1700 kg weight



This is not a wheel.

This is our way of saying:
We put performance
on the road.

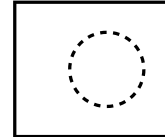
BIG IRONERS

PERFECT MATCH

Working out smart solutions to meet the needs of enterprises, Tolon has designed interoperable ironers and sheet folding machines, especially for businesses with numerous operations. With the help of perfect integration of these two machines, sheets can be ironed, folded and ready to deliver in one continuous operation. Thereby, enterprises take the advantage of cutting back on costs and time.

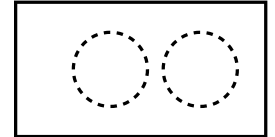
With an extended heat transfer path, Tolon ironers provide more contact between the sheet and the roller, ensuring better ironing. The heat is continuously equalized on the rollers of dual-roller ironers, providing better efficiency and speed.

Tolon sheet folding machines achieve efficiency by folding twice in width and three times in length. At peak performance, the folding machines work with a speed of 40 meters per minute at maximum quality, folding each sheet in the programmed standard. Aside from bed sheets, the machines can iron and fold all flatware.



TFI8030

- Roller length: 3000 mm
- Roller diameter: 800 mm
- Electric or steam heating
- Heating power: 36 kW
- 1,5 kW motor
- 4200x1700x1450 mm
- 2360 kg weight

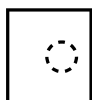


TFI8030x2

- Roller length: 3000 mm
- Roller diameter: 2x800 mm
- Steam heating
- 2,2 kW motor
- 4200x2710x1850 mm
- 3200 kg weight



TFI8030x2



TFI3218

- Roller length: 1800 mm
- Roller diameter: 320 mm
- Electric heating
- Heating power: 12 kW
- 0,37 kW motor
- 2350x900x1280 mm
- 550 kg weight



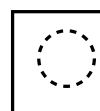
TFI6015

- Roller length: 1500 mm
- Roller diameter: 600 mm
- Electric or steam heating
- Heating power: 24 kW
- 0,37 kW motor
- 2200x1070x1300 mm
- 710 kg weight



TFI6020

- Roller length: 2000 mm
- Roller diameter: 600 mm
- Electric or steam heating
- Heating power: 24 kW
- 0,37 kW motor
- 2700x1070x1300 mm
- 840 kg weight



TFI6025

- Roller length: 2500 mm
- Roller diameter: 600 mm
- Electric or steam heating
- Heating power: 24 kW
- 0,37 kW motor
- 3200x1070x1300 mm
- 1200 kg weight



TFI3218

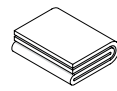
TOWEL FOLDER

HIGH PERFORMANCE

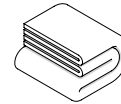
Enterprises without a folding machine would need extra workforce or working hours for a one man job, causing the enterprise extra expenses.

TTF200 model, with a folding capacity of an average of 900 to 1250 towels per hour with one man workforce, manages to organise and fold different sizes of towels in a standard manner. Thereby, TTF200 gives the enterprises a head start in time and labour while keeping the quality standards up.

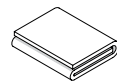
With the help of smart technology, TTF200 counts the towels by size simplifying inventory count and achieves maximum hygiene.



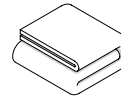
QUARTER FOLD



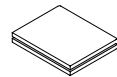
HALF WING QUARTER FOLD



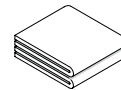
THIRD FOLD




HALF WING THIRD FOLD



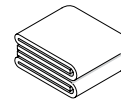
HALF FOLD



HALF WING HALF FOLD



FRENCH FOLD QUARTER FOLD



FRENCH FOLD HALF FOLD



FRENCH FOLD THIRD FOLD



TTF200




USER FRIENDLY

Simple and easy to use screens for data entry and follow up processes.



HIGH TECH

Fast and easy setup of programs through the USB ports on the machines.




PRACTICAL

TTF200 transfers the folded towels to the packing station perfectly, with the flat-pack sliding stacker.

TTF200

- 3 or 4 folding lines
- 2-2 width-length folding
- Maximum folding dimensions:
1200x2000 mm
- 1,5 kW motor
- 1500 x 3950 x 1500 mm
- 1100 kg



SHEET FOLDER



TSF3000

- 1-2 folding lines
- 2-3 cross lateral folding
- Maximum folding dimensions 3000x3000 mm
- Minimum folding dimensions 600x300 mm
- 1,5 kW motor
- 3410x2770x2000 mm
- 1900 kg weight

ALWAYS WITH OUR CUSTOMERS

Selim Özgörkey Özgörkey Laundry

I find Tolon's solution oriented approach and problem solving ability to be very successful. This originates from their excellent understanding of the machines, obviously.

İkbal Yiğitalp Atik Yiğitalp Laundry

We choose our partners very carefully since we work in the service business and laundry equipment is one of the main aspects of our job. We decided to work with Tolon as the best choice.

Kutluhan Usta Pak Yıkama

Tolon doesn't just sell machines just for the sake of it, they are in a perpetual research and development cycle towards being better, more reliable and modern.

Burak Türkeri Maxx Royal Otel

Tolon has served us, Maxx Royal laundry services, with appealing terms, helped us to preserve our investment and has been providing after-sales services as expected and desired.

Ufuk Cömertoğlu Delphine Palace Hotel

We are very pleased with the latest washing machines and dryers we bought from Tolon. The company renews itself every waking day. I can tell we are more than satisfied with Tolon as Delphin Palace Hotel.

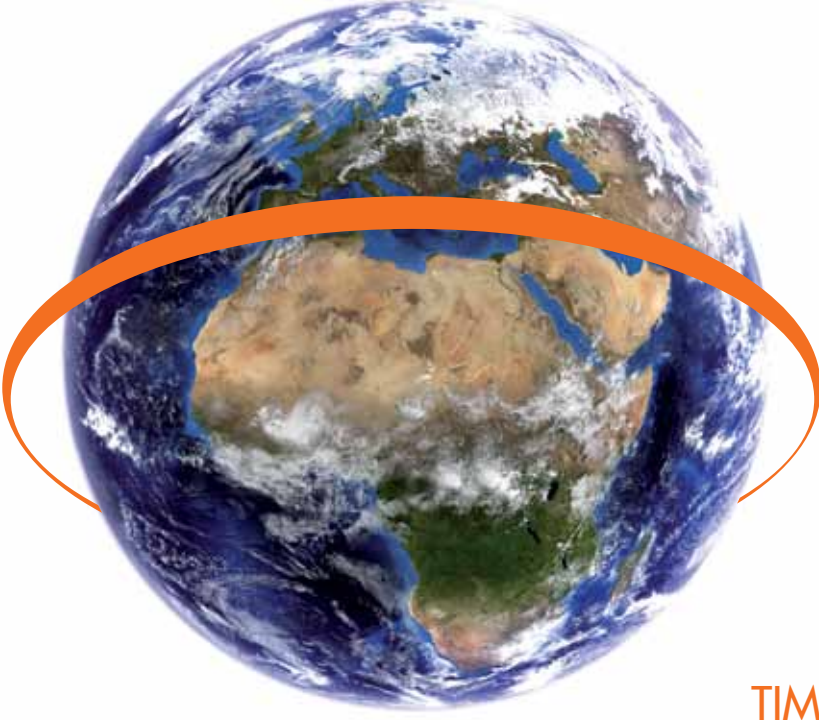
Kemal Taş Royal Wings Hotel

Anyone can manufacture washing machines. But the important thing is to manage the customer relations well after sales and never fail to follow up. I believe Tolon succeeds in this.



This is not a bench.

This is our way of saying:
Take a seat and put
your trust in our solutions.



TIME TO GO GLOBAL!

To complement its successful history in Turkey, Tolon is building strong partnerships with the world's leading firms and ready to be one of the main international players.

Since 2010, Tolon has been the distributor of Jensen, world's number one heavy-duty washroom and flatwork technology manufacturer. With this collaboration, automation systems with European standards became accessible for Turkish laundries for the first time.

Tolon has moved its quality up to European standards, and has started exporting to the European market as the conventional machine supplier for Jensen as of the beginning of 2015.



A.O.S.B. 10007 Sk. No:9 35620 Çiğli – İZMİR / TÜRKİYE

Tel : +90 232 376 70 84 Faks : +90 232 376 70 89

tolon@tolon.com - www.tolon.com